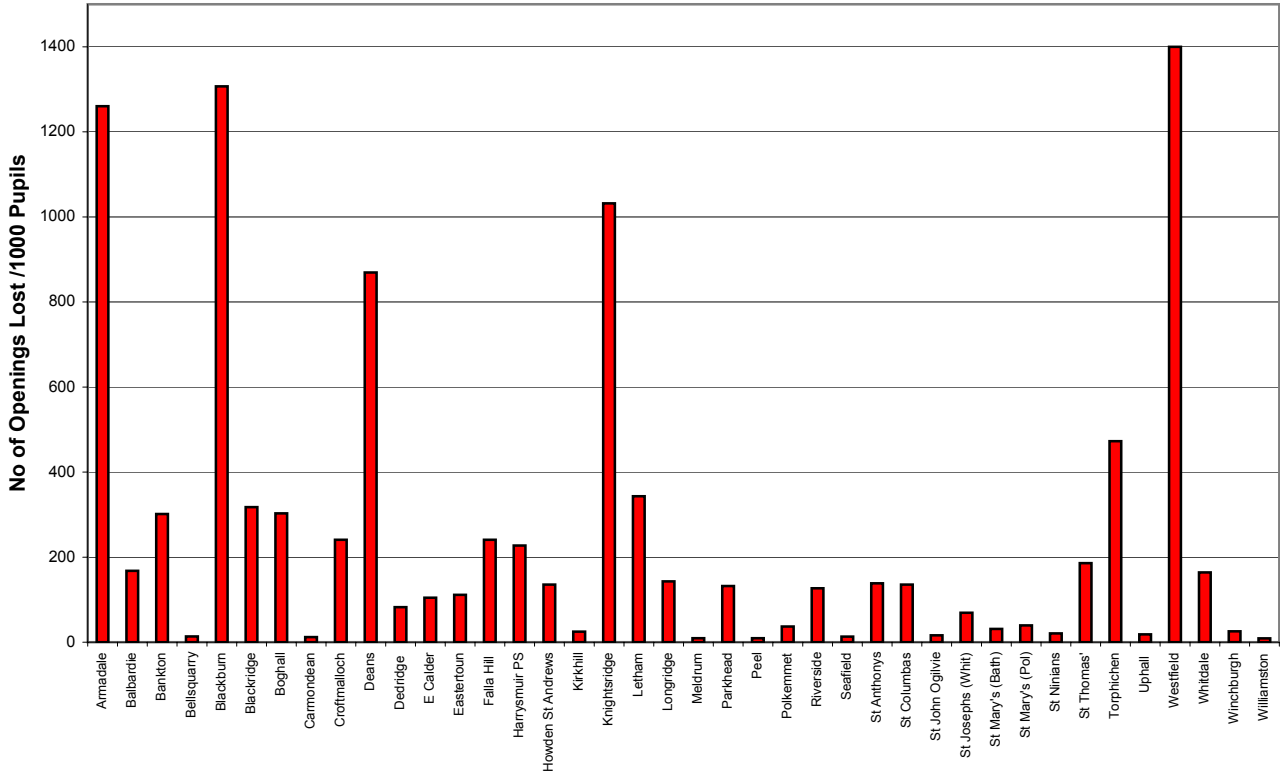


Monitoring of Exclusions 2006/2007

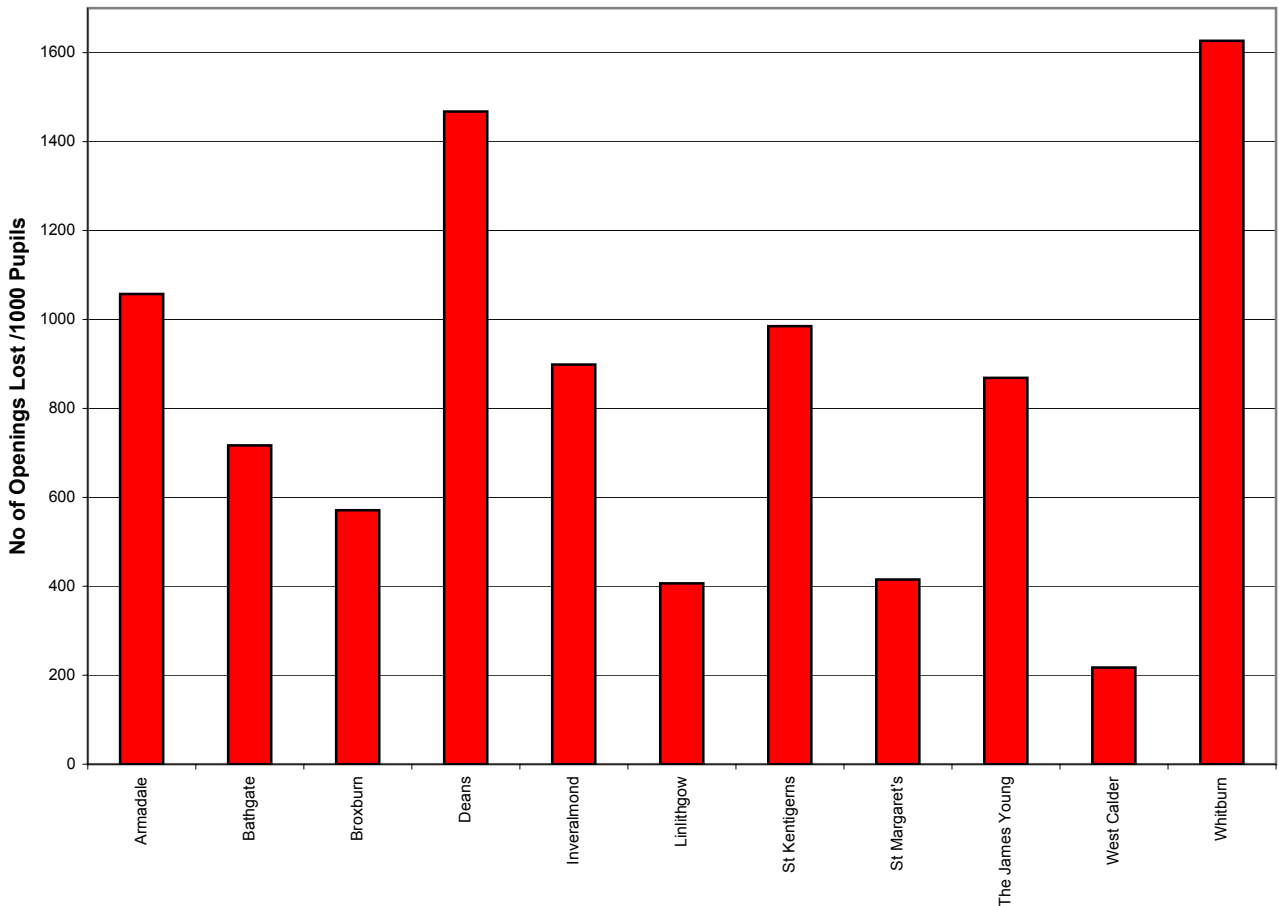
Jun-07

	Openings Lost 2006/2007			Exclusion Incidents 2006/2007			Exclusion Incidents 2005/2006	%	No of Exclusion Incidents /1000 Pupils	No of Openings Lost/1000 Pupils
	Male	Female	All	Male	Female	All				
Special Schools										
Burnhouse	154	20	174	34	4	38	56	1.62	1461.54	6692.31
Pinewood	10	0	10	1	0	1	0	0.04	14.09	140.85
Cederbank	16	0	16	2	0	2	1	0.10	54.05	432.43
Ogilvie Campus	57	0	57	12	0	12	4	1.06	750.00	3562.50
Total Special	237	20	257	49	4	53	61	0.34	280.89	1362.06
Primary Schools										
Armadale	329	107	436	66	24	90	59	0.31	260.12	1260.12
Balbardie	71	5	76	9	2	11	0	0.05	24.28	167.77
Bankton	104	0	104	16	0	16	10	0.08	46.38	301.45
Bellsquarry	0	3	3	0	1	1	0	0.00	4.57	13.70
Blackburn	132	0	132	39	0	39	2	0.40	386.14	1306.93
Blackridge	40	0	40	3	0	3	9	0.08	23.81	317.46
Boghall	60	0	60	7	0	7	0	0.09	35.35	303.03
Carmondean	5	0	5	1	0	1	1	0.00	2.38	11.91
Croftmalloch	58	0	58	8	0	8	3	0.07	33.20	240.66
Deans	133	0	133	17	0	17	18	0.22	111.11	869.28
Dedridge	21	0	21	3	0	3	2	0.02	11.77	82.35
E Calder	33	0	33	5	0	5	4	0.03	15.82	104.43
Eastertoun	34	0	34	5	0	5	4	0.03	16.39	111.48
Falla Hill	46	0	46	7	0	7	3	0.06	36.65	240.84
Harrismuir PS	90	0	90	23	0	23	15	0.07	58.08	227.27
Howden St Andrews	43	0	43	8	0	8	7	0.04	25.24	135.65
Kirkhill	7	0	7	2	0	2	0	0.01	7.07	24.74
Knightsridge	253	6	259	25	1	26	30	0.29	103.59	1031.87
Letham	91	3	94	21	1	22	46	0.09	80.29	343.07
Longridge	14	0	14	2	0	2	0	0.04	20.41	142.86
Meldrum	0	3	3	0	1	1	0	0.00	3.14	9.40
Parkhead	42	4	46	10	1	11	1	0.04	31.61	132.18
Peel	4	0	4	1	0	1	2	0.00	2.31	9.24
Polkemmet	6	0	6	1	0	1	6	0.01	6.17	37.04
Riverside	28	0	28	7	0	7	21	0.03	31.67	126.70
Seafield	2	0	2	1	0	1	0	0.00	6.58	13.16
St Antonys	23	0	23	4	0	4	0	0.03	24.10	138.55
St Columbas	13	0	13	4	0	4	4	0.03	41.67	135.42
St John Ogilvie	6	0	6	4	0	4	0	0.01	10.87	16.30
St Josephs (Whit)	12	0	12	3	0	3	0	0.02	17.34	69.36
St Mary's (Bath)	6	0	6	1	0	1	1	0.01	6.25	31.25
St Mary's (Pol)	5	5	10	1	1	2	0	0.01	6.58	39.47
St Ninians	6	0	6	1	0	1	0	0.01	3.43	20.55
St Thomas'	8	0	8	2	0	2	0	0.05	46.51	186.05
Torphichen	26	0	26	3	0	3	0	0.13	54.55	472.73
Uphall	5	0	5	1	0	1	5	0.01	3.72	18.59
Westfield	42	0	42	3	0	3	0	0.40	100.00	1400.00
Whitdale	65	0	65	6	0	6	6	0.05	15.15	164.14
Winchburgh	4	0	4	1	0	1	0	0.01	6.41	25.64
Williamston	4	0	4	1	0	1	0	0.00	2.26	9.03
Total Primary	1871	136	2007	322	32	354	259	0.04	24.10	136.61
Secondary Schools										
Armadale	597	195	792	75	23	98	54	0.31	130.84	1057.41
Bathgate	518	196	714	161	57	218	164	0.21	218.88	716.87
Broxburn	418	100	518	89	26	115	91	0.17	126.79	571.11
Deans	1056	215	1271	138	36	174	217	0.44	200.92	1467.67
Inveralmond	612	317	929	90	48	138	207	0.26	132.50	898.45
Linlithgow	445	29	474	54	5	59	29	0.12	50.60	406.52
St Kentigerns	844	214	1058	134	38	172	122	0.29	160.15	985.10
St Margaret's	363	58	421	65	9	74	120	0.12	72.98	415.19
The James Young	849	110	959	158	32	190	179	0.26	172.10	868.66
West Calder	158	72	230	42	16	58	106	0.06	54.82	217.39
Whitburn	928	697	1625	138	86	224	202	0.47	224.22	1626.63
Total Secondary	6788	2203	8991	1144	376	1520	1491	0.24	138.51	819.82
Overall	8896	2359	11255	1515	412	1927	1811	0.12	74.51	435.44

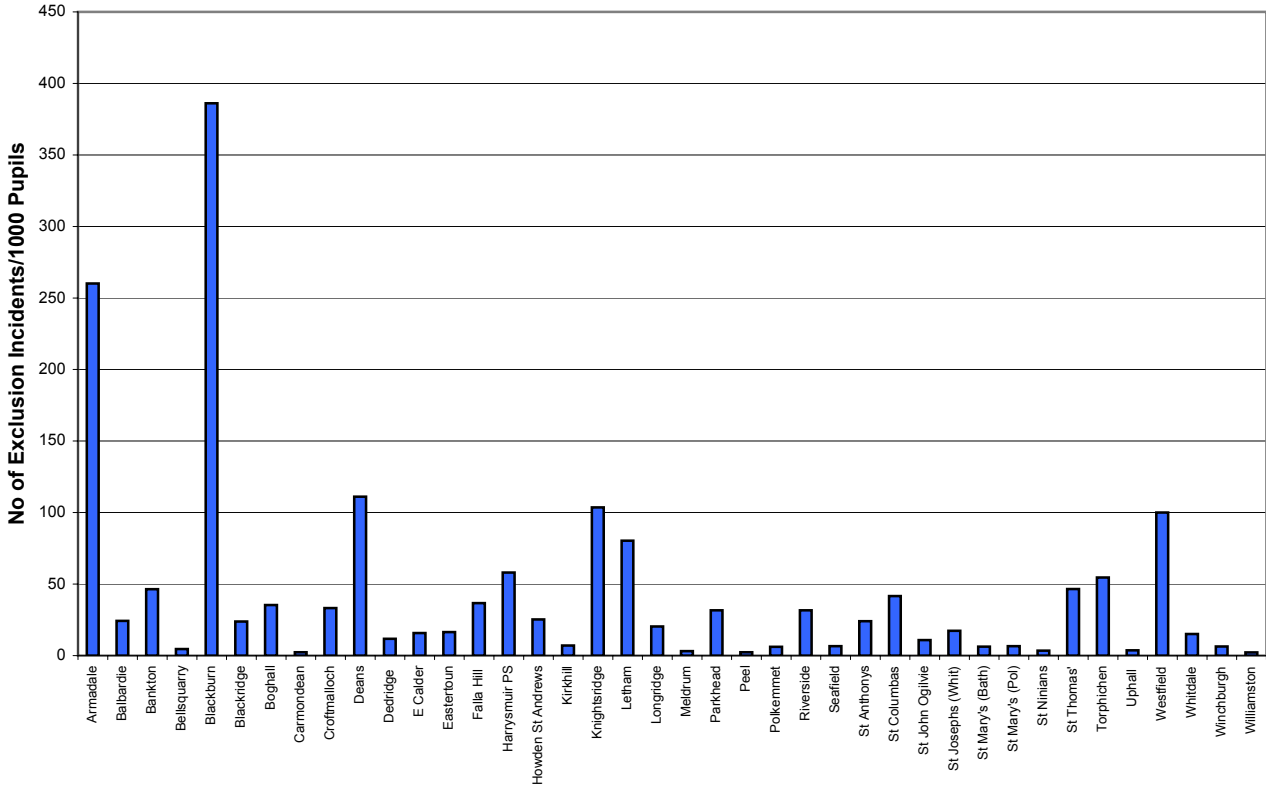
**No of Openings Lost /1000 Pupils (June 2007)
- Primary Schools -**



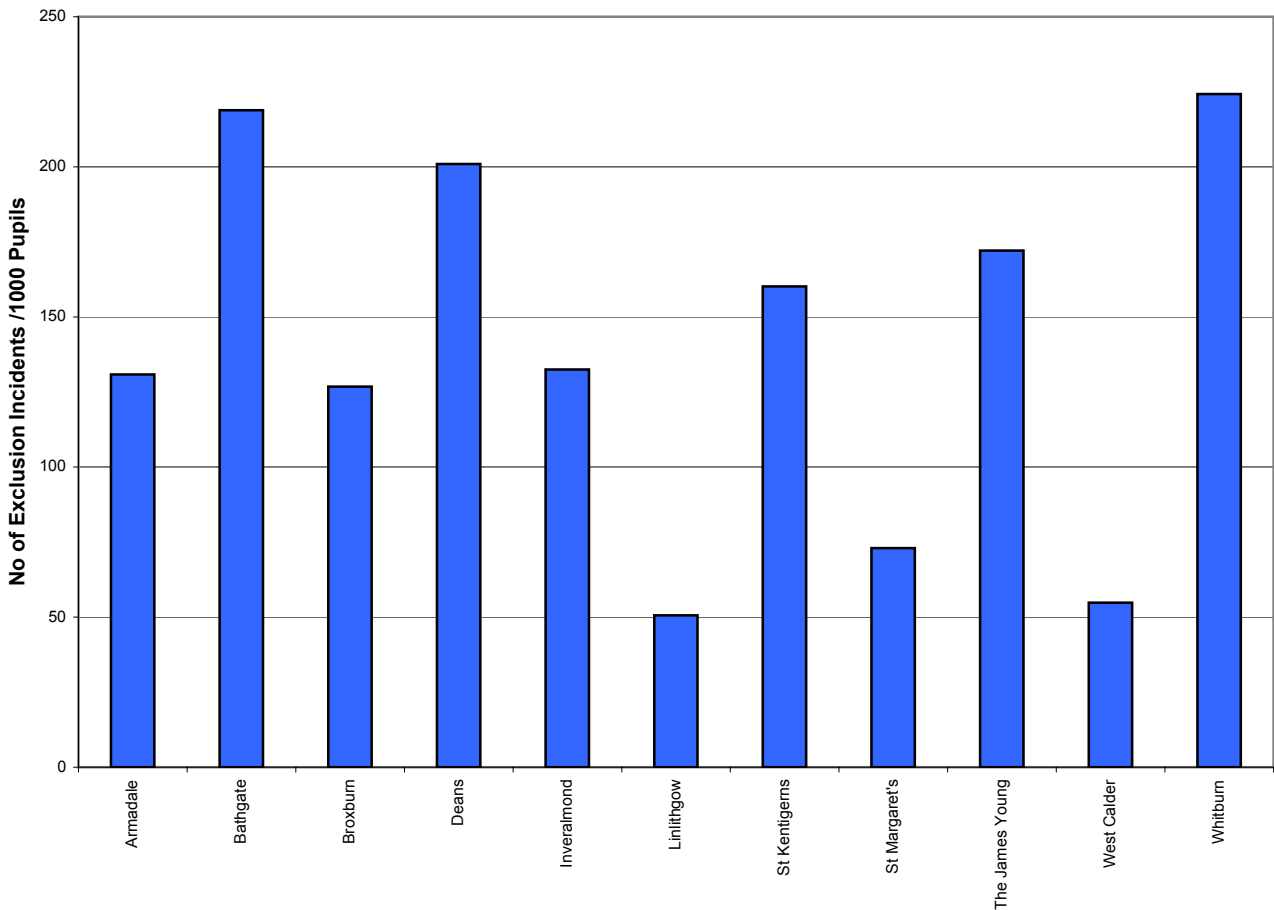
**No of Openings Lost /1000 Pupils (June 2007)
- Secondary Schools -**



**No of Exclusion Incidents /1000 Pupils (June 2007)
- Primary Schools -**



**No of Exclusion incidents /1000 Pupils (June 2007)
- Secondary Schools -**



Duration of Exclusions

Days	West Lothian		National	
	2006/2007		2005/2006	
	Temp Excl	%	Temp Excl	%
1	78	4	6425	15
2	227	12	10772	25
3	310	16	12797	30
4	451	23	3861	9
5	182	9	4752	11
6	128	7	960	2
7	95	5	551	1
8	71	4	307	1
9	146	8	343	1
10	82	4	1225	3
11 +	156	8	733	2
Total	1926	100	42726	100

	% Short	% Mid	% Long
	1-6 Days	7-10 Days	11+ Days
West Lothian 06/07	71	20	8
National 05/06	93	6	2

Number of Times Pupils Excluded

Days	West Lothian		National	
	2006/2007		2005/2006	
	No of Times	%	No of Times	%
1	534	56	13342	59
2	178	19	4348	19
3	94	10	2089	9
4	55	6	1134	5
5	33	3	675	3
6	22	2	342	2
7	13	1	204	1
8	9	1	132	1
9	3	0	78	0
10	1	0	43	0
>10	6	1	65	0
Total	948	100	22452	100

